







# International price list

VoIP and fixed line

# TalkTalk

								
Afghanistan	0.99	0.99	Ghana	0.35	0.53	Northern Mariana Islands	2.00	2.00
Albania	0.19	0.45	Gibraltar	0.31	0.53	Norway	0.08	0.39
Algeria	0.35	0.53	Greece	0.10	0.53	Oman	0.25	0.40
American Samoa	0.22	0.22	Greenland	1.23	1.23	Pakistan	0.35	0.35
Andorra	0.14	0.53	Grenada	0.54	0.54	Palau Islands	1.00	1.00
Angola	0.27	0.27	Guadeloupe	0.15	0.55	Palestinian Authority	0.20	0.60
Anguilla	0.45	0.45	Guam	0.21	0.21	Panama	0.20	0.57
Antigua and Barbuda	0.43	0.43	Guatemala	0.41	0.53	Papua New Guinea	1.50	1.50
Argentina	0.10	0.53	Guinea	0.36	0.53	Paraguay	0.35	0.53
Armenia	0.35	0.53	Guinea Bissau	2.00	2.00	Peru	0.19	0.53
Aruba	0.39	0.39	Guyana	0.50	0.50	Philippines	0.32	0.53
Ascension	1.42	1.42	Haiti	0.43	0.53	Poland	0.08	0.53
Australia	0.07	0.53	Honduras	0.74	0.74	Portugal	0.06	0.45
Australian External Territories	3.07	3.07	Hong Kong	0.11	0.11	Puerto Rico	0.14	0.14
Austria	0.05	0.39	Hungary	0.10	0.53	Qatar	0.82	0.82
Azerbaijan	0.55	0.55	Iceland	0.17	0.53	Republic of the Congo	0.53	0.53
Bahamas	0.20	0.20	India	0.35	0.35	Reunion	0.41	0.80
Bahrain	0.52	0.53	Indonesia	0.19	0.35	Romania	0.35	0.55
Bangladesh	0.35	0.53	Iran	0.35	0.53	Russia	0.09	0.35
Barbados	0.35	0.53	Iraq	0.75	0.75	Rwanda	0.39	0.53
Belarus	1.15	1.15	Ireland	0.08	0.53	Saint Helena	1.35	1.35
Belgium	0.08	0.39	Israel	0.08	0.20	Saint Kitts and Nevis	0.51	0.51
Belize	0.47	0.47	Italy	0.05	0.39	Saint Lucia	0.57	0.57
Benin	0.43	0.53	Ivory Coast	0.40	0.40	Saint Pierre and Miquelon	0.44	0.44
Bermuda	0.25	0.25	Jamaica	0.44	0.53	Saint Vincent and the Grenadines	0.59	0.59
Bhutan	0.42	0.42	Japan	0.08	0.39	Samoa	1.00	1.00
Bolivia	0.35	0.53	Jordan	0.35	0.53	San Marino	0.45	0.45
Bosnia and Herzegovina	0.17	0.39	Kazakhstan	0.37	0.53	Sao Tome and Principe	2.50	2.61
Botswana	0.35	0.35	Kenya	0.27	0.47	Saudi Arabia	0.39	0.53
Brazil	0.23	0.53	Kiribati	2.00	2.00	Senegal	0.35	0.39
British Virgin Islands	0.39	0.39	Kosovo	0.18	0.40	Seychelles	0.73	0.70
Brunei	0.20	0.20	Kuwait	0.20	0.82	Sierra Leone	1.02	1.02
Bulgaria	0.19	0.53	Kyrgyzstan	0.41	0.53	Singapore	0.07	0.07
Burkina Faso	0.39	0.53	Laos	0.50	0.50	Slovakia	0.15	0.53
Burundi	0.39	0.65	Latvia	0.33	0.53	Slovenia	0.15	0.53
Cambodia	0.98	0.98	Lebanon	0.35	0.53	Solomon Islands	3.00	2.59
Cameroon	0.27	0.42	Lesotho	0.45	0.80	Somalia	1.61	1.61
Canada	0.07	0.07	Liberia	0.41	0.41	South Africa	0.10	0.32
Cape Verde	0.75	0.75	Libya	0.39	0.53	South Korea	0.08	0.20
Cayman Islands	0.36	0.36	Liechtenstein	0.09	0.18	Spain	0.06	0.39
Central African Republic	0.46	0.60	Lithuania	0.59	0.55	Sri Lanka	0.35	0.37
Chad	0.70	0.70	Luxembourg	0.08	0.53	Sudan	0.71	0.71
Chile	0.15	0.45	Macao	0.27	0.53	Suriname	0.73	0.73
China	0.08	0.08	Macedonia	0.18	0.40	Swaziland	0.35	0.35
Colombia	0.19	0.53	Madagascar	0.99	0.99	Sweden	0.07	0.39
Comoros	0.67	0.67	Malawi	0.19	0.53	Syria	0.75	0.75
Cook Islands	1.55	1.55	Malaysia	0.10	0.15	Taiwan	0.10	0.19
Costa Rica	0.19	0.53	Maldives	0.90	0.90	Tajikistan	0.39	0.53
Croatia	0.17	0.39	Mali	0.63	0.63	Tanzania	0.74	0.74
Cuba	1.15	1.15	Malta	0.22	0.53	Thailand	0.16	0.19
Cuba- Guantanamo Bay	1.58	1.58	Mariana Islands	2.00	2.00	Togo	0.50	0.53
Cyprus	0.19	0.35	Marshall Islands	0.90	0.90	Tokelau	1.50	1.50
Czech Republic	0.08	0.35	Martinique	0.39	0.39	Tonga	0.80	0.80
Democratic Republic of the Congo	0.51	0.61	Mauritania	0.29	0.48	Trinidad and Tobago	0.35	0.53
Denmark	0.07	0.39	Mauritius	0.49	0.53	Tunisia	0.99	0.99
Diego Garcia	2.00	2.00	Mayotte	0.44	0.44	Turkey	0.17	0.35
Djibouti	0.81	0.81	Mexico	0.29	0.53	Turkmenistan	0.47	0.47
Dominica	0.51	0.51	Micronesia	1.31	1.31	Turks and Caicos Islands	0.59	0.59
Dominican Republic	0.24	0.53	Moldova	0.49	0.53	Tuvalu	2.22	2.22
East Timor	4.56	4.56	Monaco	0.15	0.45	U.S. Virgin Islands	0.16	0.16
Ecuador	0.39	0.53	Mongolia	0.30	0.30	Uganda	0.39	0.53
Egypt	0.35	0.53	Montenegro	0.17	0.43	Ukraine	0.20	0.35
El Salvador	0.30	0.53	Montserrat	0.59	0.59	United Arab Emirates	0.63	0.63
Equatorial Guinea	0.60	0.60	Morocco	0.27	0.39	United Kingdom	0.06	0.39
Eritrea	1.22	1.22	Mozambique	0.35	0.53	Uruguay	0.35	0.53
Estonia	0.08	0.73	Myanmar	1.00	1.00	USA	0.06	0.06
Ethiopia	1.17	1.17	Namibia	0.23	0.53	Uzbekistan	0.35	0.53
Faeroe Islands	0.50	0.50	Nauru	1.90	1.90	Vanuatu	1.80	1.80
Falkland Islands	1.35	1.35	Nepal	0.90	0.90	Vatican City	0.07	0.07
Fiji	0.69	0.69	Netherlands	0.08	0.39	Venezuela	0.15	0.53
Finland	0.08	0.39	Netherlands Antilles	0.47	0.47	Vietnam	0.39	0.39
France	0.05	0.39	New Caledonia	0.70	0.70	Wallis and Futuna Islands	2.59	2.59
French Guyana	0.51	0.51	New Zealand	0.08	0.53	Yemen	0.40	0.40
French Polynesia	0.64	0.64	Nicaragua	0.40	0.40	Zambia	0.55	0.55
Gabon	0.48	0.53	Niger	0.42	0.53	Zimbabwe	0.21	0.53
Gambia	0.58	0.65	Nigeria	0.35	0.53			
Georgia	0.23	0.53	Niue	2.84	2.84			
Germany	0.05	0.39	North Korea	3.89	3.89			

**Billing:** Prices shown are per minute in CHF and are incl. VAT. Calls billed in CHF 0.10 increments. Tariffs are valid for standard phone connections only. These prices are not valid for special numbers and premium services (e.g. satellite services, non-geographic numbers, UK-Personal Numbers, etc.). Other destinations upon request. The delivery of an invoice by post is chargeable, CHF 3.– per invoice will be charged. The postal charges for cash payments at the post office will be charged later. Prices subject to change.